

---

Engine Timing Tool Kit  
Ford Transit 2.2 TDCI



### Information

---

- For diesel engines with a chain drive 2.2 common rail fitted in Ford Transit from 2006.
- Kit includes the parts required to lock the crankshaft and the camshaft sprockets in their timed position allowing the removal and replacement of the camshaft chain.

### Precautions

---

Always wear safety gear.  
Working in a clean and safe environment.  
This task should be carried out by trained personnel.  
Make sure to consult manufacturers manual.  
Do NOT use with air tools.

## Applications

---

- Ford/Jaguar: 303-1310, 303-698, 303-732.
- Ford: Transit (06-18), Ranger (11-18).
- Jaguar: X-Type (05-10).
- Land Rover: Defender (11-16).

### Engine Codes:

2.2: QJBA, BG, ID4.

2.2 TDCi: CVFF, CVR5, CYFF, CYF5, CYR5, DRF5, DRFF, DRR5, GBVAJPF, GBVAJQJ, PGFA, PGFB, P8FA, P8FB, QVFA, QWFA, SRFA, SRFB, SRFC, SRFD, SRFE, UHFA, UHR5.

2.2D TDCi ECONetic: DRFC, DRFG, CYFC, CYFG.

2.2D TDCi HDT: UYR6, USR6.

3.2D TDCi: SAFA.

## Instructions

---

### Preparation

#### Step 1

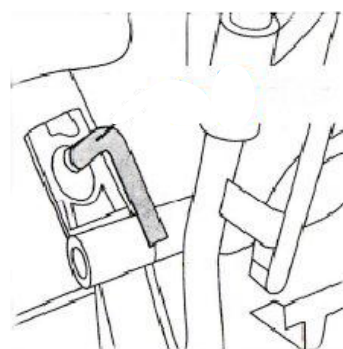
Elevate the vehicle to remove the right hand front wheel and inner wheel arch if this is required also. Remove the engine under the shield, top cover, air intake, auxiliary drive belts and the crankshaft position sensor. Then make sure the engine is at 'TDC' no.1 cylinder.

#### Step 2

Make sure the camshaft pulley marks are aligned once the engine is set to 'TDC' no.1 cylinder.

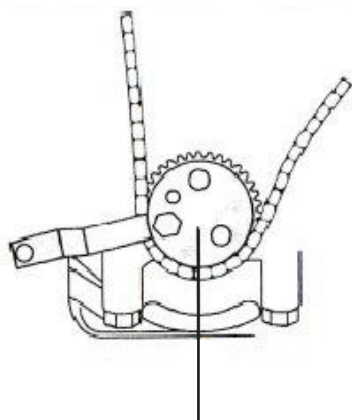
#### Step 3

Turn the crankshaft till the camshaft marks align.  
Remove the crankshaft TDC sensor and insert the alignment pin.

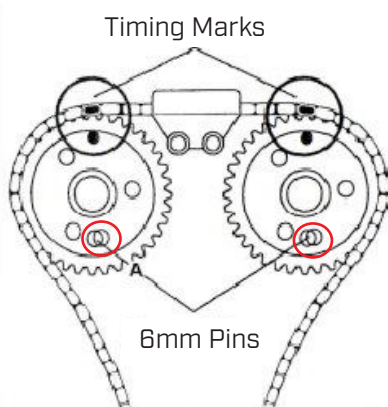


### Crankshaft Sprocket Locking Tool


Use the Crankshaft Sprocket Locking Tool to align the crankshaft pulley when refitting. Fit as shown.



Sprocket Alignment Tool



Flywheel End Alignment Pin



## Warranty

---

If you are unsure on how to use the item please contact us. If it were to fail due to a manufacturing fault or poor workmanship we will repair or replace it. Please contact your local dealer in the event you need to send the item back. You can also make a repair/replacement request on our website and download & complete the form online. Normal wear and tear along with misuse will void any warranty. Consumables are not covered under warranty.

[www.welzh.com](http://www.welzh.com)

Limited **12 month** warranty



Welzh Werkzeug Ltd.  
Loanwath Road  
Gretna, Scotland  
DG16 5HD  
+44 (0)1461 700120