

Master Diesel Priming & Bleeding Kit

SP: Kit De Cebado Y Purga Diésel
PT: Kit De Escorva E Sangria De Diesel
DE: Diesel-Grundierungs- Und Entlüftungskit
FR: Kit D'amorçage Et De Purge Diesel
NL: Master Diesel Aanzuig- En Ontluchtingsset
IT: Kit Di Adescamento E Spurgo Master Diesel



Art. 4726-WW



Information

Must have kit when bleeding low pressure Diesel fuel systems.
Needed when renewing filters, pumps and other components in the injection system.
Prevents problems in high pressure pumps.
Complete with 9 adapters and a hose pump.
GM, Renault, PSA, Ford.

Safety First

- Only operate if trained to do so.
- Read these instructions carefully and retain for future reference.
- Ensure the vehicle is properly supported with the wheels secured, in line with manufacturer's guidelines.
- Wear safety apparel while operating and keep hands away from moving parts.



Wear Safety Gloves



Wear Safety Glasses



Read Instructions

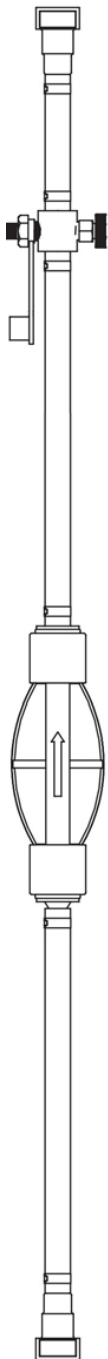
Safety and Precautions

- Do NOT use on high pressure circuits.
- Avoid contact with fuels and always wear safety equipment.

Instructions

- Locate the ideal position to connect to the vehicles low pressure circuit.
- Identify the correct pipe for the vehicle.
- For PSA vehicles that are equipped with 10mm connections, use the male/male 10mm pipe.
- Make sure the flow direction is the same as the pump unit.
- Use the 19mm bleed valve to bleed off any excess air.
- Continue to bleed until only fuel is seen in the exit pipes (No bubbles).

PUMP



GM



GM/RENAULT/FIAT
[S]



GM/RENAULT/FIAT
[F]



FORD



PSA (10MM)

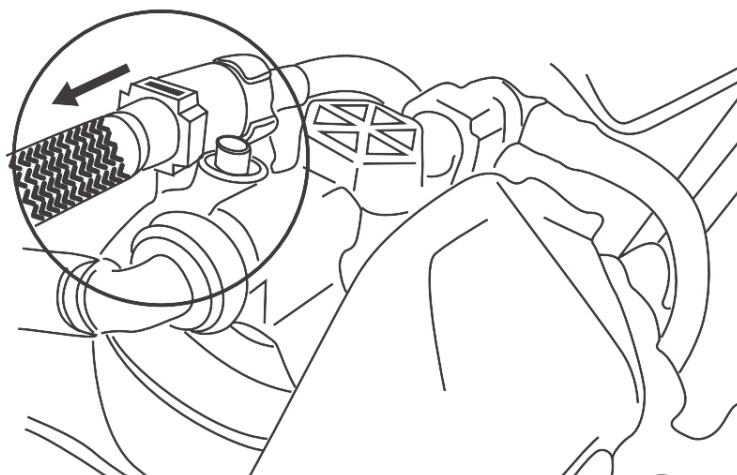


PSA (8MM)

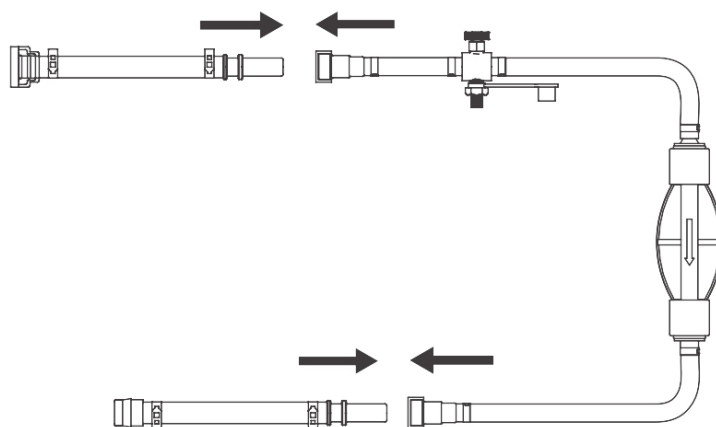


Instructions

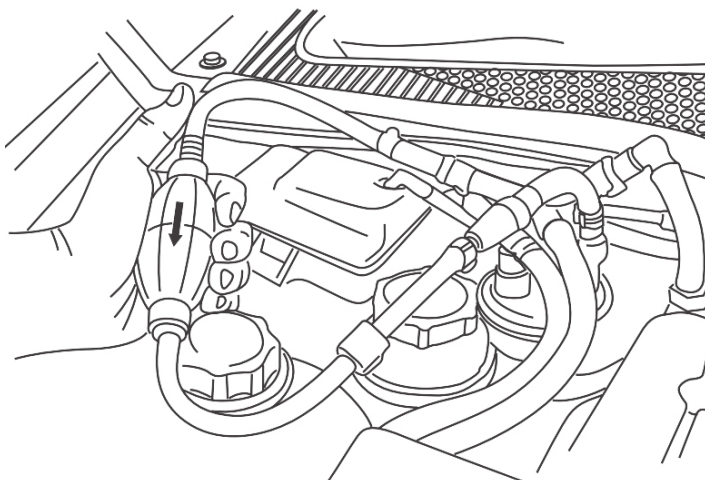
Disconnect the low pressure diesel fuel line.



Choose the right connector for your vehicle and connect it to the system.



Begin pumping to release the air.



Warranty

Limited 12 month warranty from date of purchase. If you are unsure on how to use the item please contact us. If it were to fail due to a manufacturing fault or poor workmanship we will repair or replace it. Please contact your local dealer in the event you need to send the item back. You can also make a repair/replacement request on our website and download & complete the form online. Normal wear and tear along with misuse will void any warranty. Consumables are not covered under warranty.

www.welzh.com



Welzh Werkzeug Ltd
Loanwath Road
Gretna, Scotland
DG16 5HD
United Kingdom
+44 (0)1461 700120